

Monitoring Prism

TT series



TT-17



TT-27



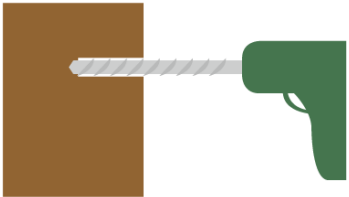
TT-0

■ SALES POINTS


- Adjustable a direction of prism in X and Y axis easily
- Prism anti-drop mechanism
- Selectable the prism type by monitoring size
- Water resistance structure
- High cost performance

■ HOW TO SET UP


① Bore with a drill



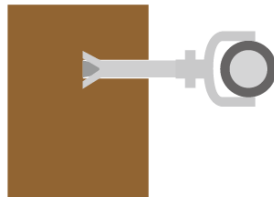
② Stick the anchor in the hole
Strike the anchor with hammer



③ Make sure that the anchor is fixed



④ Set up the prism



■ SPECIFICATIONS

Model	TT-17	TT-27	TT-0
Dimension	1 inch (25m)	1.5 inch (38mm)	47 x 47mm
Prism Constant	-17mm	-27mm	0mm
Prism Height	57mm	60mm	60mm